

JUNG

LS-Design ranges



LS 990 and metal finishes

The realisation of demanding architectural concepts is dependent on numerous factors. Most important is the selection of suitable switch elements that match the planned application perfectly in terms of both shape and function. The LS 990 design range has proved itself for over 40 years. Planners and architects value the clear shape in the Bauhaus tradition which makes the high-quality flat switch a popular classic. Also the noble metal finishes show a special aesthetic: The colours ivory, white, black and light grey in high-quality plastic set creative accents. The metal versions display particular aesthetic properties. Elegant stainless steel, cool aluminium in natural tones or with an anthracite finish, prestigious gold or exclusive shiny chrome are available for selection. With their versatile areas of usage, both LS 990 and the metal ranges can fulfil any application-specific task. It thus becomes apparent that timeless design and innovative technology make a great match.



JUNG





LS plus

The desire for exclusivity demands an extra special visual appearance. The LS plus design range fulfils this requirement in an impressive manner, with the frames in exquisite colours and materials forming a representative highlight. Constructed from satin finished glass, aluminium or stainless steel, with high gloss chrome plating these items form attractive surrounds for various applications. Coordinated to the individual surroundings, the LS plus frames can optionally be combined with the LS 990, aluminium, chrome or anthracite centre plates.



LS Design



The LS Design range is a strong combination. Colours, materials, frames and covers can be rearranged at will. With extra special effects. Once mounted on the wall, the item, consisting of frame and cover, also has a shadow gap which gives the impression of free-floating lightness. The high level of flexibility benefits the entire electrical installation. It is thus possible to make use of the many-sided design possibilities of LS Design for conventional plug sockets and data cable sockets and to use the Flat Design for KNX button sensors. This ensures a uniform appearance for the entire functional spectrum.


JUNG





Flat Design

The extremely flat Flat Design makes it possible to mount the frames almost flush to the wall for the very first time. This opens up new design perspectives that didn't even exist until now. Thanks to the low height, a level surface is created which the control elements can be placed into evenly. Now nothing appears to have been attached – visually speaking, the device becomes a part of the surface. The appearance can be individually highlighted by the choice of appropriate materials and colours.


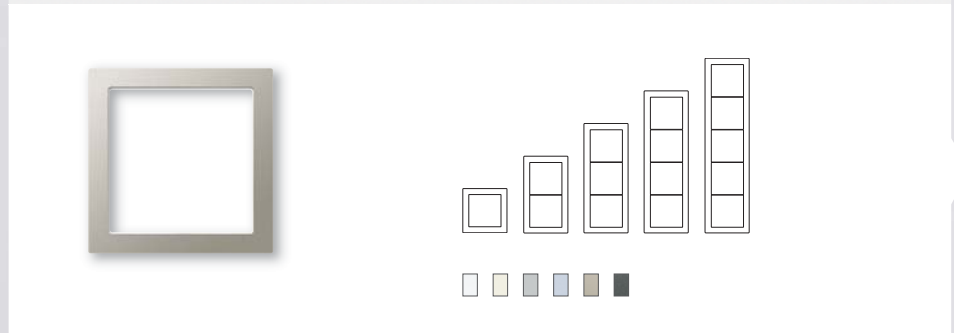
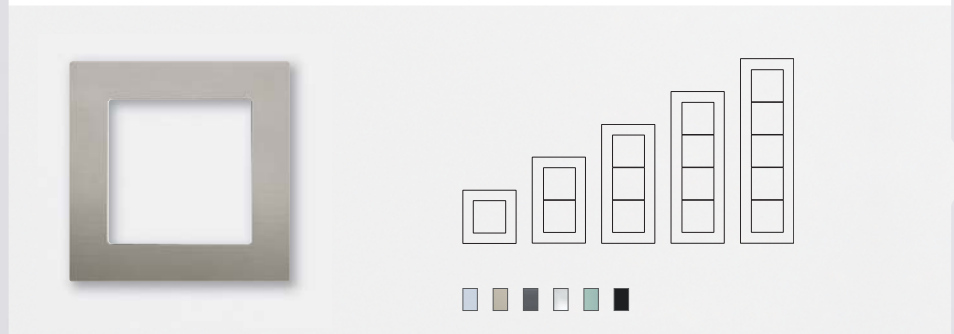


Cover

Basis is the cover.

Frame

The frames of the LS ranges in the 1- to 5-gang versions are available in numerous colours and materials that match the cover.



Design

The LS ranges offer great variety in the visual sense.

Applikation


The LS ranges have extensive areas of application.



LS 990



LS plus



LS Design



Flat Design



Switch/Push-button

Socket outlets

Rotary dimmer

Push dimmer

2-wire Jung bus

Radio Management

KNX

Automatic switch

Blinds Management

Temperature Management

LED Lighting technology

SAT/TV/Phone

Data sockets

Flush-mounted Radio

Music centre

Door communication

Network technology

Door communication

Flush-mounted Radio

KNX

2-wire Jung bus

JUNG



Certified proof of origine
„Made in Germany“ by TÜV Nord.

ALBRECHT JUNG GMBH & CO. KG
P.O. Box 1320
58569 Schalksmühle
Germany

Phone: +49.23 55.80 6158
Fax: +49.23 55.80 6370
E-Mail: mail.vka@jung.de

For sales contacts in your country see:
www.jung-salescontact.com